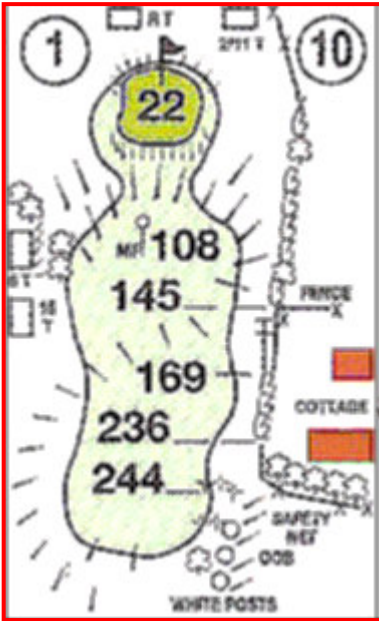




WHITELEAF GOLF CLUB SHOT-SAVING TIPS



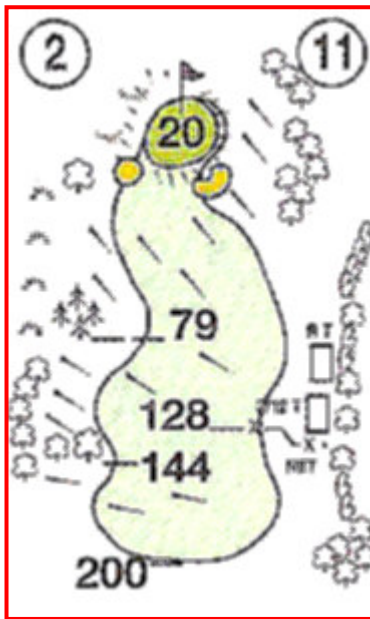
Hole 1 & 10 S.I. 5/6 (5/6)
 White Tee 458yds Par 4
 Red Tees 424yds Par 4

Men

Drive to the left side of the fairway and the ball will settle down to the centre. Second shot over marker post. Usually plays 1 club less and bounces down towards or onto the green. Avoid out of bounds with the garden on the right.

Ladies

Drive to the left side of the fairway. Second shot slightly left of marker post and you'll be above the green for the third. Tricking on to the green from the slope above is usually better than a full



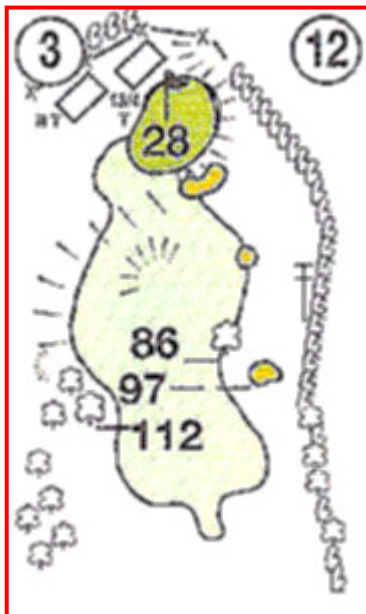
Hole 2 & 11 S.I. 7/8 (7/8)
 White Tee 320yds Par 4
 Red Tee 272yds Par 4

Men

Aim your shot up the left side. Favoured second shot left of the pin will usually come off the back of the bank advantageously for most pin positions. Avoid the pot bunker on the left of the green.

Ladies

Left of centre drive will drift towards the middle. Second shot should be aimed towards the bank on the left side of the green. Avoid the pot bunker on the left of the green. Shots arriving just short of the green will bounce right as will shots mounting the green on the right.



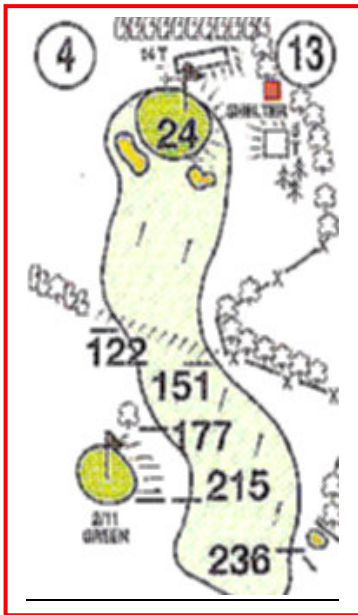
Hole 3 & 12 S.I. 15/16 (13/14)
 White Tee 298yds
 Red Tee 242yds Par 4

Men

Aim just inside the big tree on the left side for the best run-on. Second shot should be dropped short and towards the left as green slopes toward the right.

Ladies

Drive towards the tree on the left and a good shot will be rewarded with a run over the ridge. Second shots needs to run in from the left hand slope. This kicks the ball towards the green.



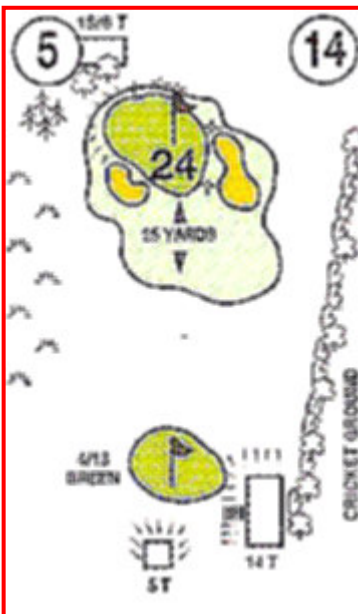
Hole 4 & 12 S.I 1/2 (1/2)
 White Tee 415 yds Par 4
 Red Tee 395yds Par 5

Men

Treat this as a par 5. Drive slightly right of centre to bounce left towards the middle. Check pin position before second shot to select best position from which to chip in to the green.

Ladies

Keeping your drive straight down the middle is the order of the day. Aim long second shot left for the best position from which to approach the green and use your 5 shots for par.



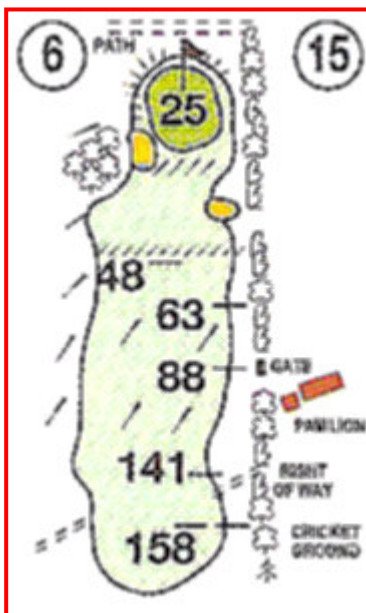
Hole 5 & 14 S.I. 17/18 (17/18)
 White Tee 169 yds Par 3
 Red Tee 118yds Par 3

Men

Straight first shot to right side of green is essential, especially from the rear tee. All the trouble is at the front of the green.

Ladies

Easy Par 3 if you can get your drive on the green. If not, you have bunkers to negotiate on the left and right plus grass bunkers towards the front.



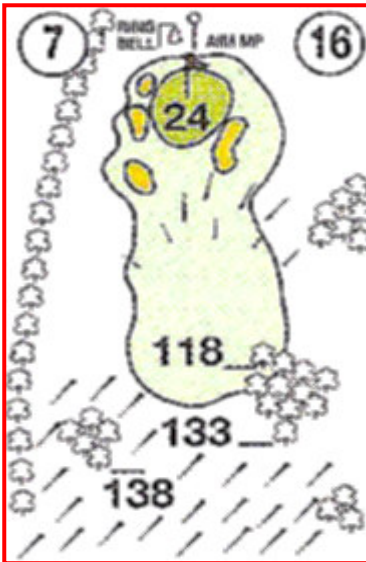
Hole 6 & 15 S.I.3/4 (3/4)
 White Tee 348yds Par 4
 Red Tee 300 yds Par 4

Men

Straight drive slightly left of centre is ideal. Green will accept full carry for 2nd shot unless particularly dry. Pitches left short may run up to the green but then roll back. A difficult green.

Ladies

Avoid driving out of bounds on the right hand side. Straight drive and second shot will be of benefit. Pitches left short tend to roll back, care needed on this very difficult green.



Hole 7 & 16

S.I. 13/14 (9/10)

White Tee 313yds

Par 4

Red Tee 265yds

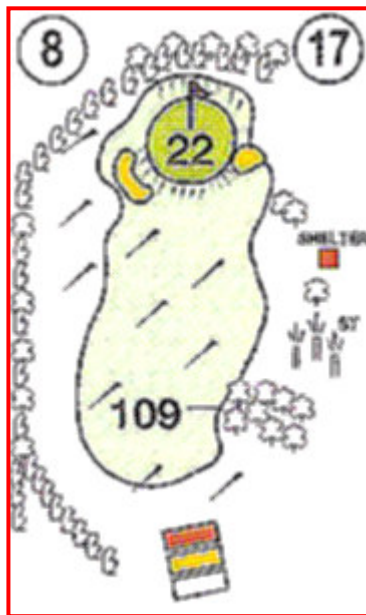
Par 4

Men

Aim drive midway between spinneys on either side. Drives towards but short of right-hand spinney often bounce out towards middle to give clear shot up and over to the green. 2nd shot plays a club or two less than expected.

Ladies

Aim drive just inside right-hand spinney and a clear second shot to the green should result. Drives to the left could be punished by the left hand tree as fairway falls to the left. Fairway slopes appreciably down to green so do not over-club.



Hole 8 & 17

S.I. 11/12 (15/17)

White Tee 243yds

Par 3

Red Tee 225yds

Par 4

Men

A very long uphill par 3 but drives which avoid the spinney are usually salvageable for a clear 2nd shot. Punch chip in short to run up the green for a chance of a single putt.

Ladies

Straight to the green is the order of the day, the fairway slopes to the left so keep as far right as possible to miss the trees. Careful second shot should let you par this hole.



Hole 9 & 18

S.I. 9/10 (11/12)

White Tee 168 yds

Par 3

Red Tee 158 yds

Par 3

Men

This is our signature hole requiring an accurate tee shot. Lots of trouble to the left and right of the green including a pot bunker on the left. A 2-tiered sloping green.

Ladies

If you can't drive the green, a second shot from the valley is easier than a chip from the steep slope up to the green. As you walk down the slope towards the green check the pin position as this is a 2-tiered green.